



# COMIDOR v6.4

## PRODUCT RELEASE NOTES

SEPTEMBER 2024



# TABLE OF CONTENTS

Introduction.....	1
-------------------	---

## Digital Workplace

◦ UI/UX Enhancements.....	2
◦ Admin Dashboard.....	4

## App Designer

◦ Grid Component Enhancements.....	5
◦ Kanban Views.....	7
◦ QR Reader.....	8
◦ Image Capture.....	9
◦ User Tabs Enhancements.....	9
◦ Forms and Fields Enhancements.....	10
◦ Field Rules Enhancements.....	11
◦ Other App Designer Enhancements.....	12

## Workflows

◦ Dynamic Assignment in Workflow Escalations.....	14
◦ Task Email Enhancements.....	14
◦ Email Automation Configuration.....	15
◦ Comidor Data Component.....	15
◦ File Reader Component.....	15
◦ RESTful Web Services Component.....	15
◦ WooCommerce Integration.....	16
◦ Documents Saving in Comidor DMS.....	16
◦ Attachments in Workflow Tasks.....	16
◦ Other Workflow Enhancements.....	17

## General

◦ People Management Improvements.....	18
◦ Task Management Improvements.....	20
◦ Other Improvements.....	20

# INTRODUCTION



We are thrilled to introduce Comidor v6.4, packed with powerful new features and enhancements designed to elevate your business efficiency and user experience. This release brings a suite of innovative updates that reflect our commitment to continuous improvement and responsiveness to user feedback, ensuring that Comidor remains at the forefront of business process automation and application development solutions.

Driven by BPM, Low-code and AI advanced technologies, the new platform release aims to empower users to streamline complex workflows, rapidly develop and deploy custom applications, and leverage Artificial Intelligence for smarter decision-making and end-to-end automation. With these capabilities, Comidor continues to transform and modernize the way businesses operate, offering unparalleled flexibility, scalability, efficiency, and innovation.

## Top New Features and Enhancements



**Custom Views:** Personalize your data management experience by creating custom views in application tables. Select specific columns and filters, save your configurations, and access them quickly from the left-side menu for streamlined data analysis and management.

**Grid Enhancements:** Experience improved grid functionality with enhanced customization options. These upgrades allow for better data visualization and interaction, ensuring that you can tailor the grid display to meet your specific needs and preferences.

**QR Reader:** Boost operational efficiency with the new QR Reader functionality. This feature allows you to scan and input data directly into forms, making data entry faster, more accurate, and more convenient.

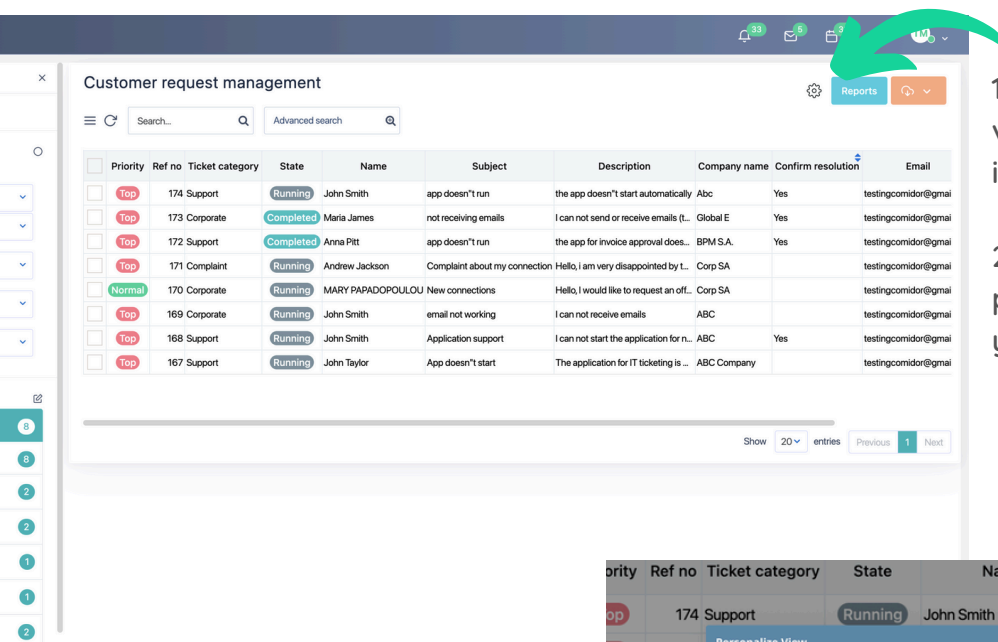
# DIGITALWORKPLACE

## UI/UX ENHANCEMENTS

Over the past few months, we have dedicated substantial effort to enhancing the efficiency and experience of using Comidor. With version 6.4, we took a deep dive into the UI, pinpointing areas for further improvement. The result is a platform that is now more user-friendly and convenient, providing an even better experience for our users.

### Custom Views

Introducing Comidor's powerful new feature: **custom views for your application tables**. This feature enhances your ability to manage and analyze data by allowing you to tailor table displays to your specific requirements, boosting efficiency and productivity.

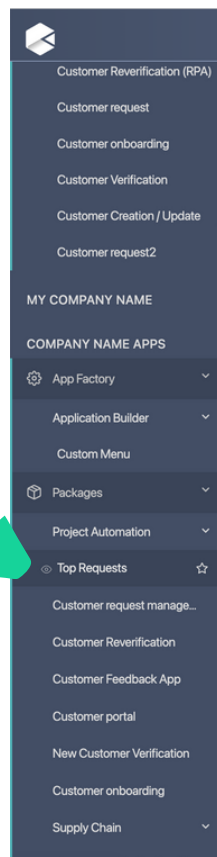
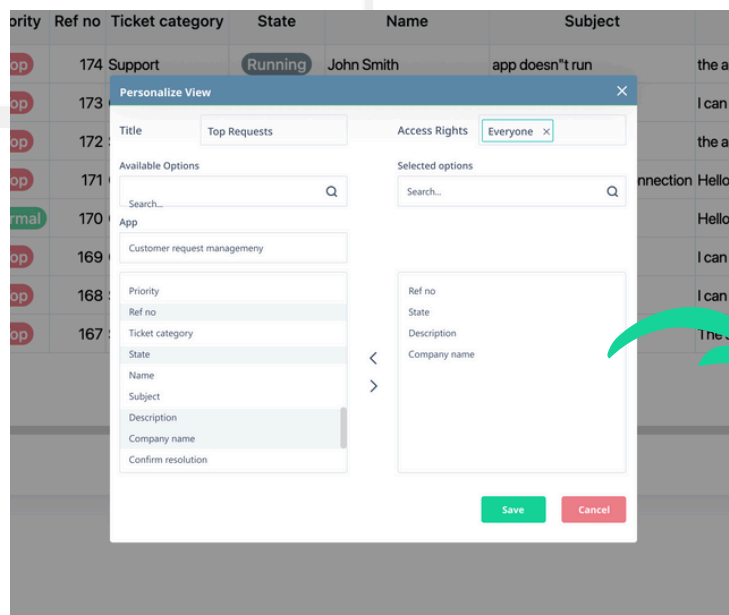


1. Easily create personalized views by clicking the “gear” icon in the app table.

2. Select the columns and properties that best suit your needs.

3. Once configured, save your custom view to the left-side menu for quick and convenient access.

4. Custom views in the menu are marked with an eye icon.

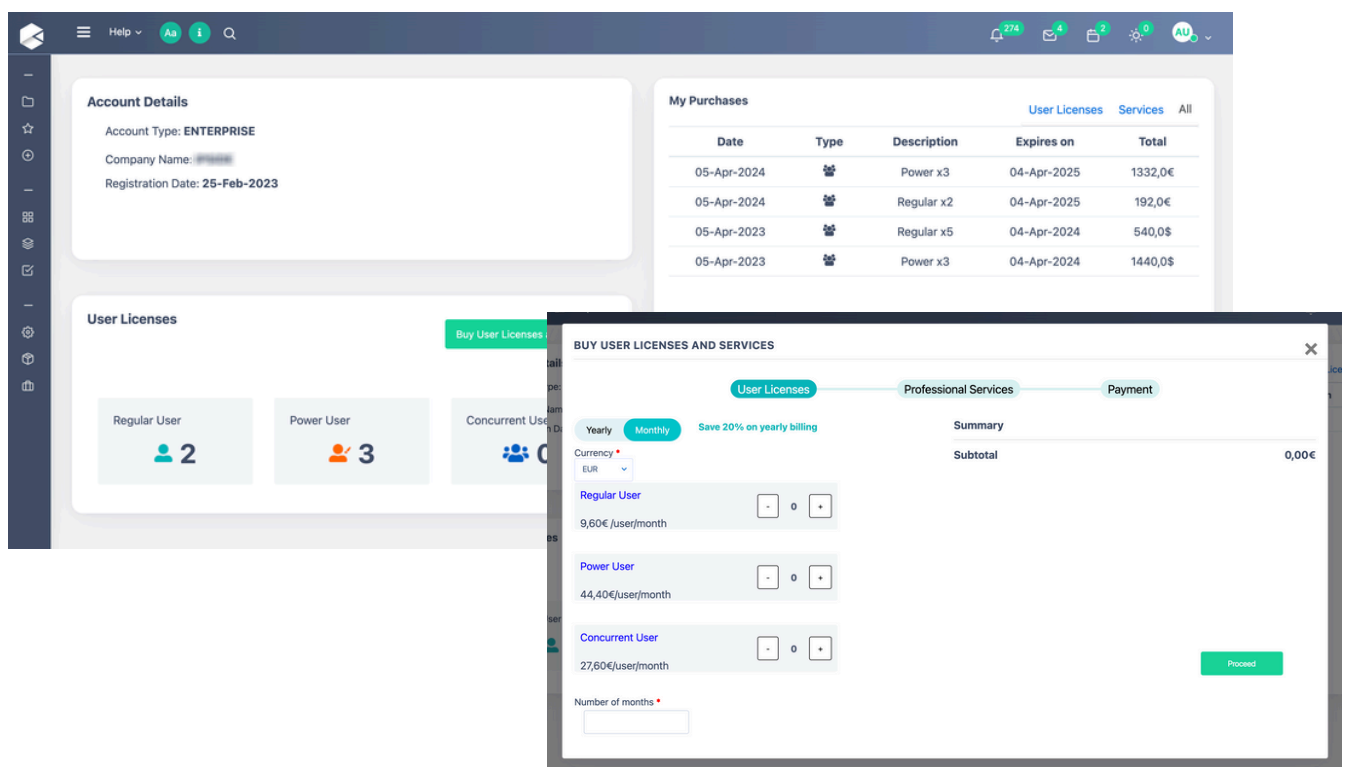


# My Account Redesign

The “My Account” unit in Comidor has been redesigned introducing several enhancements to improve user experience and functionality related to [account upgrade and licenses/service purchases](#).

Here’s an overview of the key features:

- ✓ Users now experience an **improved step-by-step upgrade process** within their accounts. This includes a streamlined user-friendly interface for purchasing user licenses or/and professional services.
- ✓ In addition to user licenses, users now have the capability to **purchase professional services** directly through their account. This could include consulting, training, or development services tailored to their business needs.
- ✓ The “**My Purchases**” table provides comprehensive visibility into all past purchases, including user licenses and professional services. Users can track details such as purchase dates, service descriptions, and expiration dates.

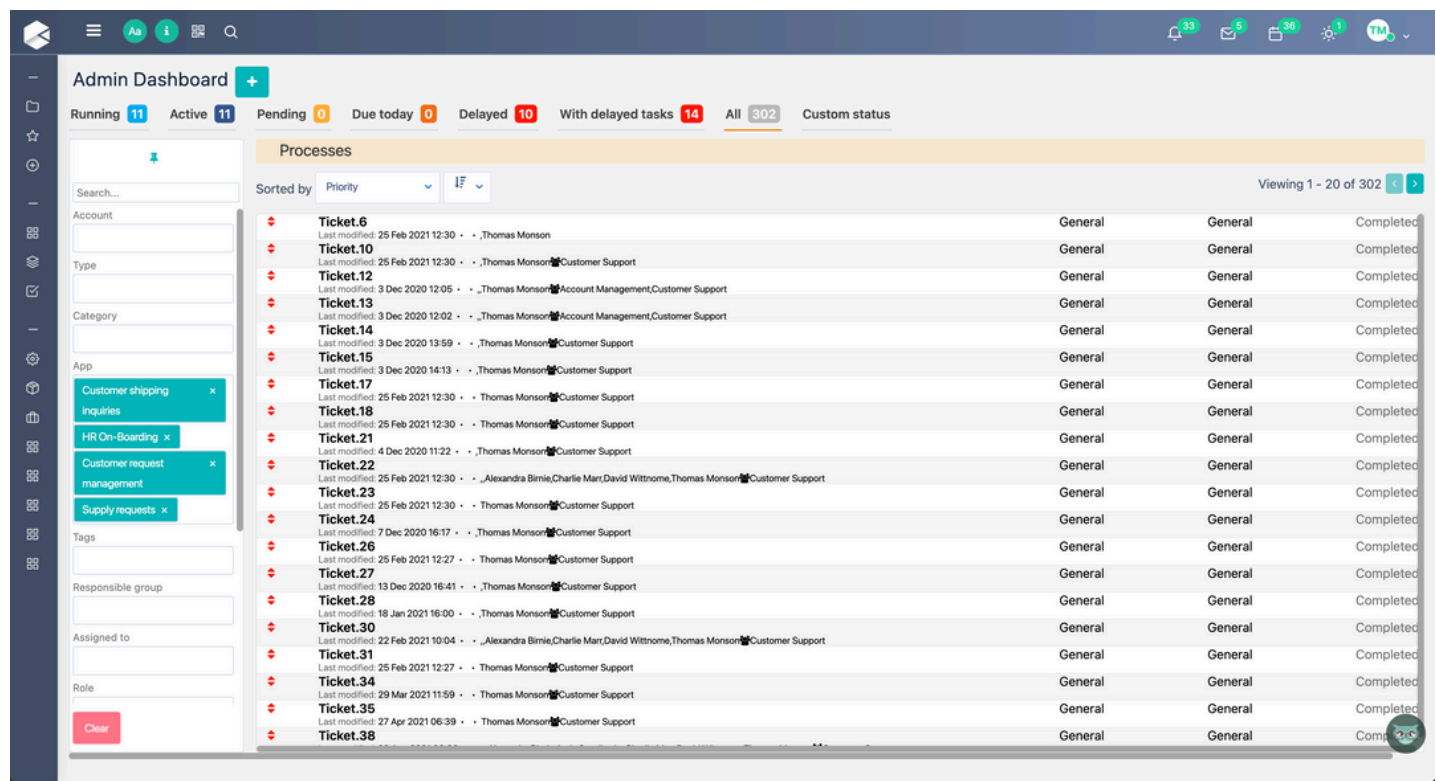


## Persistent URL-Based Navigation

This new feature in Comidor v6.4. allows users to navigate between units using URLs effectively, ensuring **continuity after refreshing the browser**. This feature empowers users to manage their work effectively and maximize productivity within the platform.

# ADMIN DASHBOARD

Now, you can add an **application filter in Admin Dashboard**. This enhancement allows administrators to filter and view dashboard data specific to particular applications, providing more targeted and efficient management capabilities.



## GRID COMPONENT ENHANCEMENTS

Comidor v6.4 brings significant enhancements to the Grid component, improving usability and flexibility.

Key updates include:

- 1. **Grid names in forms:** You now have the option to display grid names in forms for better identification and clarity.
- 2. **View-only grid:** Comidor now includes making a grid view-only in a form.
- 3. **Grid height:** Also, you can adjust the grid height for better visibility.
- 4. **Column width:** The new Comidor version offers the ability to define column widths of grids in a form for enhanced customization and readability.

Grid

Delete

1

Label

Payment Schedule

2

View only

False

3

Height

800px

Dataset

tmpPaymentsSet

Field	Tooltip	Editable	Width	Visible	Is Required	Validation
Invoiced at		True	100px	True	True	
Description		True	100px	True	False	
Amount		True	100px	True	True	
Static		True	100px	True	True	

- 5. **Grid columns alignment:** Comidor now supports grid column alignment, with text fields aligned to the left and date and number fields centered.
- 6. **User exclusion from adding rows:** This enhancement allows administrators to exclude specific users from accessing the "+" button on a grid component within a form. As a result, these users cannot add new entries or rows to the grid, based on the rights granted to them.



**7. Showing mandatory fields:** This enhancement ensures that mandatory fields are clearly indicated within grids. When viewing or editing data in a grid, required fields will be visually marked, making it easy to identify which fields must be completed.

**8. Grid view columns customization:** Comidor now allows you to specify the view columns of a grid within a form. This enhancement enables you to tailor which columns are displayed, providing a more focused and relevant data view based on your specific needs.

**9. Search functionality:** Comidor now includes a search functionality in grids, enabling users to quickly find information across all fields without scrolling.

▼

Payment Schedule

8

Specify View Columns

↺ ↻

Description ⓘ	Invoiced at ⓘ	Amount ⓘ	Status ⓘ	
<div>9</div> <div></div>	<div></div>		<div>-</div>	<div>🔍</div>
July 2024	23/07/2024 <div>7</div>	£ 100.0	to be invoiced x v	<div>✓ ✕</div>
June 2023	28-Jun-2023	£1,500.00	paid	<div>✎ 🗑</div>
July 2023	11-Jul-2023	£500.00	to be invoiced	<div>✎ 🗑</div>
August 2023	01-Aug-2023	£1,500.00	to be invoiced	<div>✎ 🗑</div>
July 2023	13-Jul-2023	£2,000.00	to be invoiced	<div>✎ 🗑</div>
July 2023	16-Jul-2023	£2,000.00	invoiced	<div>✎ 🗑</div>
July 2023	04-Jul-2023	£2,500.00	paid	<div>✎ 🗑</div>
May 2023	10-May-2023	£2,000.00	paid	<div>✎ 🗑</div>
May 2023	15-May-2023	£1,000.00	invoiced	<div>✎ 🗑</div>

**10. Editing enhancement:** This editing enhancement introduces automatic updates for a row when you click outside of the open row. If you click away before saving changes, the row's modifications are automatically saved, ensuring you don't accidentally lose any unsaved changes.



# KANBAN VIEWS

Introducing the game-changing **Kanban view**, Comidor's cutting-edge feature that redefines how you visualize your data for both process and non-process-enabled applications.

1. You can effortlessly enable the Kanban view when creating or editing an application by simply activating the “Has Kanban View” option.

2. Next, navigate to the Table View and customize the fields you want to display in the Kanban boards, by clicking on the edit icon and checking the “Is Kanban Field?”

3. During the Configuration step in the App designer, choose the “Group By Field” and the “Title Field” to ensure organized and structured boards tailored to your unique requirements.

4. Access the Views from the application table and seamlessly switch to the dynamic “Kanban” option.

5. Effortlessly monitor your records in Kanban boards, a visually stimulating layout, that boosts your efficiency.

Claims processing

Reports

Search...

Advanced search

Request missing info

Car crush  
Meadows Mary  
Request missing info 1  
Own damage claim

Surgery coverage  
Jackson Andrew  
Request missing info 4  
No-Fault Damage

lost baggage  
Morris Phillip Request missing info 6  
Own damage claim

trip cancellation  
o Ballard Raymond  
Request missing info 7  
Own damage claim

property damage  
Esparza Roland  
Request missing info 8  
Own damage claim

motorbike accident  
Teo Mike Request missing info 9  
Own damage claim

surgery  
Pitt Paul Request missing info 14  
Own damage claim

rejected

Car crush coverage  
Jackson Andrew rejected 2  
Third party claim

paid

Car accident  
Papadopoulou Mary paid 3  
Own damage claim

accident at work  
Meadows Jessica paid 5  
Own damage claim

earthquake  
Handersen Erietta paid 10  
Own damage claim

Car accident  
Papadopoulou Mary paid 11  
Own damage claim

Car accident  
Papadopoulou Mary paid 12  
Third party claim

invalid claim

car crush  
Jackson Andrew invalid claim 13  
Own damage claim

we had a car accident  
John John invalid claim 16  
Third party claim

WATCH VIDEO

## QR READER

Comidor has rolled out a brand-new feature within the Form Designer: a new **QR reader functionality for text fields**. This enhancement is particularly valuable for users who need to efficiently scan and process receipts or other QR code-enabled documents. With this functionality, capturing data directly from QR codes and populating text fields in forms becomes seamless and straightforward.

Vendor name

Shell EGNATIAS 22

Expense vendor

EGNATIA 22

Vendor address

£22.90

Amount paid

14/07/2024

Exp.Date

New Business trip expense

Choose business trip


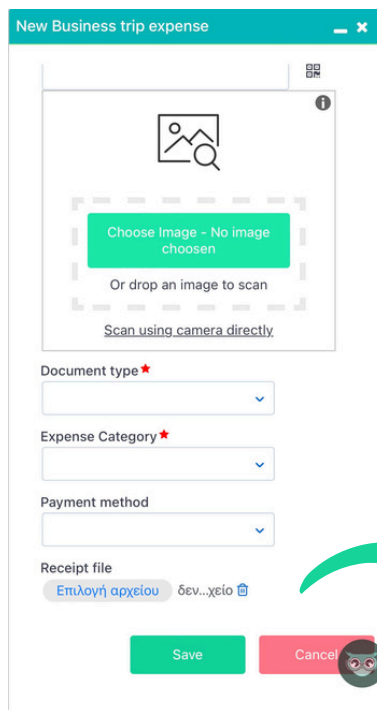
Scanned receipt

Select Camera (7)

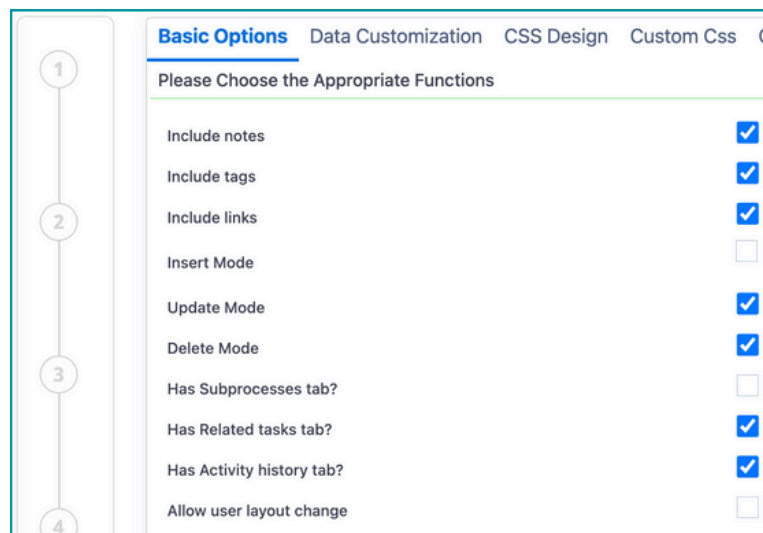
Πίσω κάμερα

# IMAGE CAPTURE

Comidor has introduced a powerful new **image capture functionality** specifically designed for binary fields. This functionality allows users to directly capture and upload images into binary fields in forms, significantly improving the efficiency and accuracy of data collection that involves visual documentation.



# USER TABS ENHANCEMENTS




## Hide User Tabs

In Comidor v6.4, a new feature allows to **hide tabs within application records** using low-code capabilities (e.g. subprocesses and tasks). This enhancement simplifies the user interface by removing unnecessary tabs, providing a cleaner and more focused view for users interacting with specific app records.

## Counters in User Tabs

A new feature has been introduced for enhanced user customization in application tables: the **ability to show or hide counters in user tabs**. This feature allows you to control the visibility of counters associated with data entries in user tabs within the application tables.



# Order of User Tabs

Another enhancement related to user tabs is the ability to **define the order of items in user tabs**. This feature allows users to customize the display order of tab contents, ensuring that the most important information is presented first.

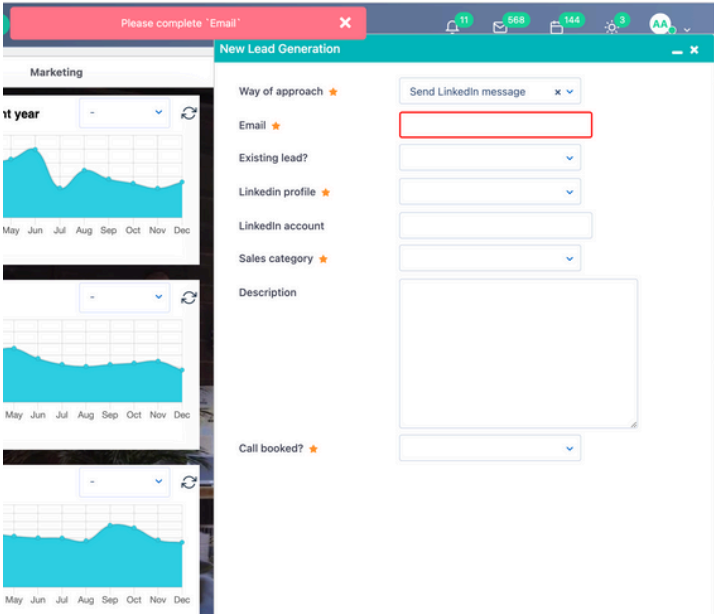
# FORMS AND FIELDS ENHANCEMENTS

## Multiple Primary Forms for Different Roles

In Comidor v6.4, a new feature allows users to **define multiple primary forms for different roles within simple table apps**. This enhancement offers greater flexibility and customization in how data is presented and interacted with based on user roles.

## Highlighting Fields When Check Failed

We are introducing a new feature that highlights fields which fail a check after saving a form or a task. This enhancement provides **immediate visual feedback by marking problematic or missing fields**, helping users quickly identify and correct errors or incomplete information.

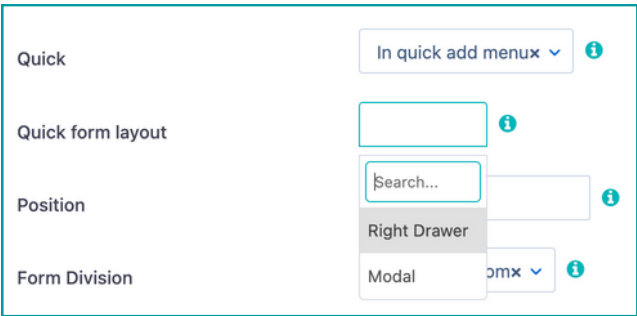


## Show/hide Main Forms

Experience a versatile new feature in Comidor: the ability to **dynamically show or hide main forms based on the app type value**. This enhancement allows for more tailored and responsive forms, ensuring you only see the most relevant information based on the specific context of the app type.

## Quick Add Form Position

In Comidor v6.4, a new feature improves the user interface and experience by enabling to choose the **position of the "Quick Add" form**. This adjustment enhances user experience and usability.



## Numeric and Date Fields Format

Elevate your data precision with Comidor's new feature: the ability to **customize the number of decimals** for numeric fields, and adjust formatting options such as decimal separators, thousand separators, and more. Tailor number fields to meet your specific requirements, for a more accurate and user-friendly data display.

At the same time, a new feature in Comidor v6.4. allows you to **customize the date format** when creating a date field, providing flexibility to match specific regional or organizational preferences. This enhancement simplifies data entry and ensures consistency in how dates are displayed and interpreted across different applications.

different applications.

Data Model

Workflow

Create new record in:Data Model

Basic Info

Connected Forms

Entity★

BUSINESS\_TP\_EXPEN...

Label★

Amount

Auto-generate name

Column name★

USR\_AMOUNT

Field as viewed in database

Type★

Number

Decimals

2

Size★

100

View Format

1.000,00

Store Type

Table

Entity★

BUSINESS\_TP\_EXPEN...

Label★

Paid at

Auto-generate name

Column name★

USR\_PAID\_AT

Field as viewed in database

Type★

Date

View Format

dd/mm/yy

Store Type

Table

## FIELD RULES ENHANCEMENTS

## Show/hide Grids in Forms

Introducing another powerful new feature in Comidor: the ability to dynamically **show or hide grids in a form based on specific conditions**. This enhancement allows for smarter, more responsive forms that adapt to user inputs and contextual data, delivering a personalized and streamlined user experience.

## Field Label Change in Quick Add

With this Comidor v6.4. new feature, you can now dynamically change the label of a field in the quick add form based on specific conditions. This enhancement allows you to customize field labels, adapting to conditions.

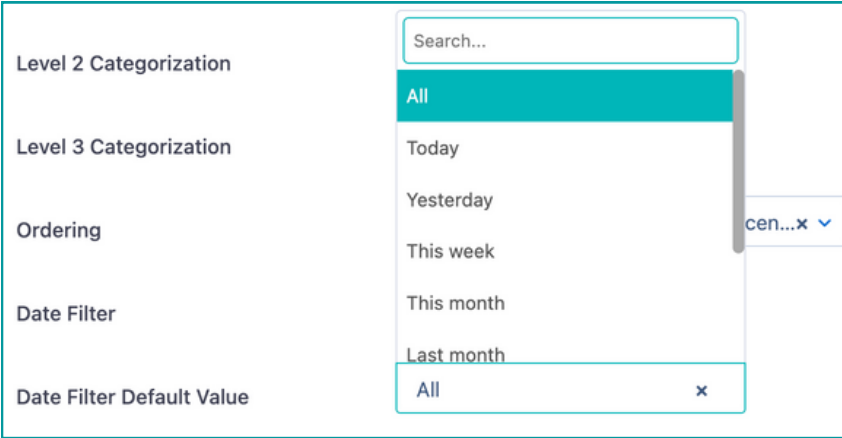
# OTHER APP DESIGNER ENHANCEMENTS

## Columns Concatenation

In Comidor v6.4, a new feature has been introduced within the App Designer: the ability to **concatenate two columns directly within the table view**. This feature enables users to merge or combine the values from two separate columns into a single unified column, facilitating streamlined data presentation and analysis.

## Default Period Filter in Custom Apps

In this new release, Comidor has introduced a new feature that enhances user customization and flexibility within custom apps: the ability to **set the default period filter** to a preferred time frame when creating an application. Previously, the default filter was set to the current year, which might not always align with the specific needs and preferences of users. This update empowers you to tailor your experience by selecting a default time period that best fits your daily work and reporting requirements.



## Basic/Supportive Apps Filter

In Comidor's App Designer, a new feature has been introduced that allows to apply filters specifically for basic and supportive apps. This enhancement improves the organization and management of applications by enabling users to easily sort and view apps based on their type or function.

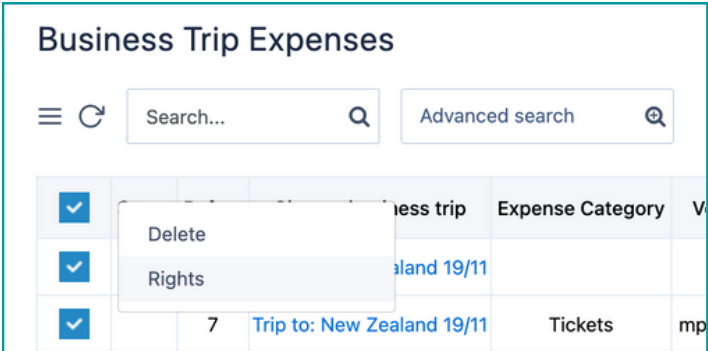
App Types	
<input type="checkbox"/> Simple	27
<input type="checkbox"/> Processes	97
<input type="checkbox"/> Sequential Processes	5
<input type="checkbox"/> Reports	7
<input type="checkbox"/> Kanbans	1
<input type="checkbox"/> Portals	5
Status	
<input type="checkbox"/> Pending Publish	34
<input type="checkbox"/> Published	108
Basic/Supportive Apps	
<input type="checkbox"/> Basic	4
<input type="checkbox"/> Supportive	1
Categories	
<input type="checkbox"/> Accounting Automation	13
<input type="checkbox"/> Document Automation	0
<input type="checkbox"/> HR Automation	0



# Multi-select Options in App Tables


Enhance your application table management with Comidor’s new feature: the ability to add or remove options/actions in multi-select records. This functionality allows you to customize the available choices, streamlining user interactions and ensuring that only relevant options are presented. Tailor multi-select fields to better fit your application’s needs and improve overall usability and efficiency.

For example, by enabling the “Allow Edit of Change/View Rights” field during the Configuration step in App Designer, you can activate the “Rights” action in app table records.



## Edit Values for Multiple Records

Enhance your data management with Comidor’s new feature in application tables: the ability to edit a value for multiple records simultaneously. Apply filters in a column, select multiple entries, and update a field value in bulk. This functionality streamlines data management, allowing you to make widespread changes efficiently and maintain consistency across your records with ease.





# WORKFLOWS

## DYNAMIC ASSIGNMENT IN WORKFLOW ESCALATIONS

The new dynamic assignment feature in workflow escalations greatly enhances the platform’s flexibility, efficiency, and accuracy in workflow task assignments. By **allowing escalations to be directed dynamically to groups, roles, or specific fields within the workflow**, Comidor ensures that tasks are assigned to the most appropriate recipients based on real-time data and conditions. This advancement supports better resource utilization and improves overall workflow performance, making it a valuable tool for any organization.

A screenshot of the 'Workflow Escalations' form, specifically the 'Notifications' tab. The form has a teal header bar with the title 'Workflow Escalations' and a close button. Below the header, there's a teal button that says 'Create new record in: Workflow Escalations'. To the right of this button are three buttons: 'Save' (green), 'Save and New' (green), and 'Cancel' (red). The form has several tabs: 'Basic', 'Conditions', 'Actions', 'Notifications' (which is selected and underlined), and 'E-mails'. The 'Notifications' tab contains the following fields: 'Notify users' with a text input field; 'Select dynamic assignment' with a dropdown menu; 'Dynamic assignment' with a dropdown menu showing '[Processes] Administrator' and a close button; 'Dynamic assignment (multiple)' with a dropdown menu; and 'Content' with a large text area.

## TASK EMAIL ENHANCEMENTS

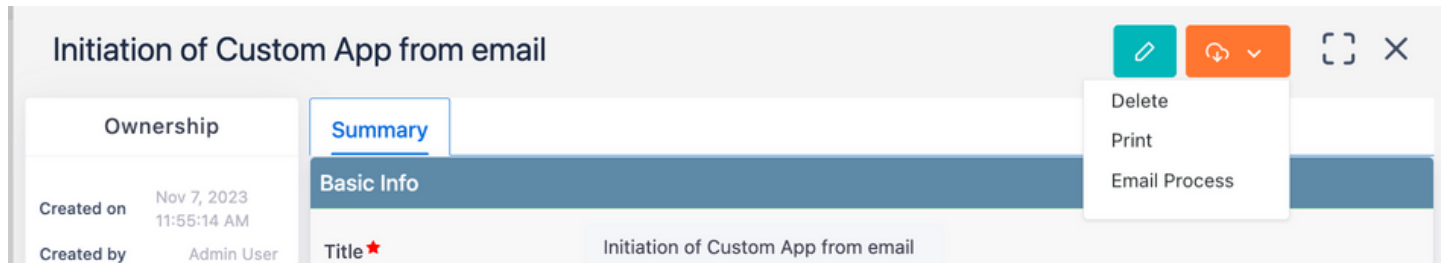
Comidor v6.4 introduces a valuable new feature for task-email forms: the ability to have separate **"Save"** and **"Submit"** options.

This enhancement improves workflow flexibility and user experience by allowing you to either save your progress as many times as you wish before submitting your final input, or fully submit the form as needed.

A screenshot of the 'Review Program Schedule for Course' form. The form has a light blue header bar with the title 'Review Program Schedule for Course'. Below the header, there's a section titled 'Review' with a dropdown arrow. The form contains two main sections: 'Review Program Schedule' with a red star icon and a dropdown menu showing 'Approve' and a close button, and 'Review Program Schedule comments' with a large text area. At the bottom right of the form are two buttons: 'Save' (green) and 'Submit' (green).

# EMAIL AUTOMATION CONFIGURATION

A convenient new feature shows up in Comidor v6.4 : a dedicated button to instantly **start the process within email automation configuration**. This enhancement simplifies the setup, allowing you to effortlessly kickstart your workflows with a single click instead of waiting too long to receive an email and start the process.



## COMIDOR DATA COMPONENT



A new feature of Comidor v6.4 allows users to add new records in Comidor units, using the Comidor data component. For example, now you have the option to add **new Knowledge Base records** through a workflow. This enhancement enables the seamless integration and management of knowledge base content using the Comidor data [workflow component](#).

## FILE READER COMPONENT



In Comidor v6.4, a new feature allows you to import contract data into tables using the **File Reader workflow component**. This enhancement streamlines data integration by enabling the automatic import of data from external files directly into the Comidor Contracts table.

## RESTFUL WEB SERVICES COMPONENT



A new feature in Comidor v6.4. allows **fetching dynamic text fields for header parameters** within a REST component. This enhancement enables headers in REST API requests to be populated with data from text fields.

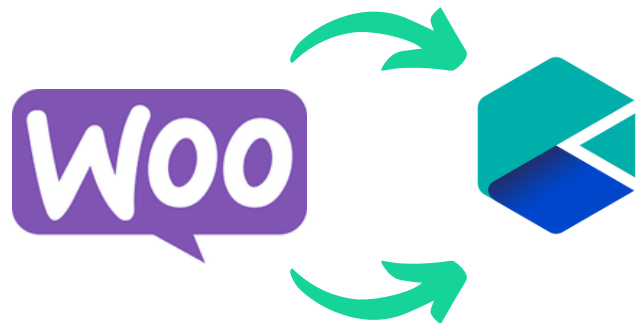
In addition to that, a new feature allows you to **save the response body of a RESTful web service directly into a binary file**. When a request is made to a RESTful service and the response is a file, this enhancement enables the system to store that response in a binary field.

In Comidor v6.4, you can send a **GET request using a REST API, with the request's content type specified as "x-www-form-urlencoded."** This request will be used to retrieve data from a data table, ensuring the server understands and processes the request correctly in the specified format. In addition to GET requests, the system also supports sending **PUT requests using the REST web service component.** A PUT request is typically used to update or replace a resource on a data table. It usually includes data in the request body that specifies the updates or changes to be made.

## WOOCOMMERCE INTEGRATION

We are excited to announce a powerful new integration with WooCommerce, designed to seamlessly **retrieve orders from your e-shops.** This integration aims to enhance your e-commerce operations by providing efficient access to order data, enabling better management, process automation and analysis of your online sales.

- ✓ Automatic order retrieval
- ✓ Real-time data sync
- ✓ Better customer insights
- ✓ Scalability and efficiency



## DOCUMENTS SAVING IN COMIDOR DMS

A brand new feature allows you to utilize a script for **creating folders in the Comidor Document Management System (DMS).** This enhancement provides a programmable approach to managing folder structures, facilitating automated organization and management of documents within the Comidor DMS.

## ATTACHMENTS IN WORKFLOW TASKS

In this new Comidor version, a new feature allows for the **addition of hardcoded attachments** to workflow tasks. This enhancement provides the ability to attach predefined files or documents, such as instructions or guidelines, directly within the task component.

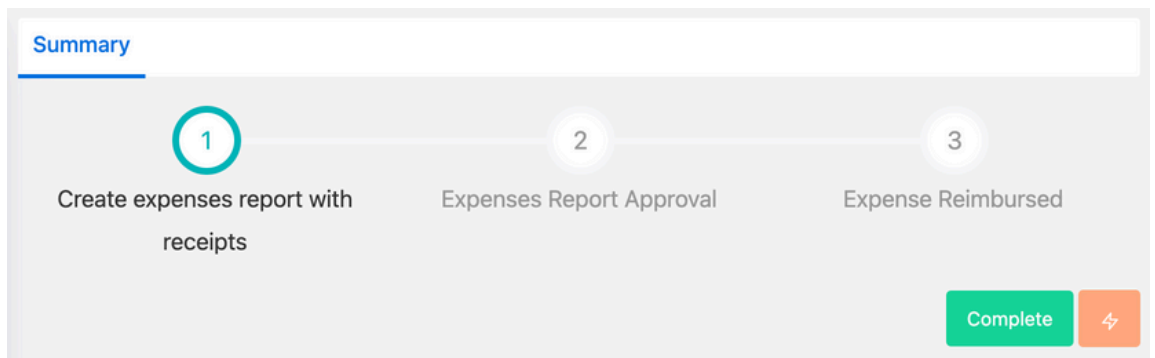
# OTHER WORKFLOW ENHANCEMENTS

## Dynamic Assignment(multiple)

This new capability includes the dynamic assignment field (multiple) of task or email workflow components in the import or export functionality of Comidor. Significantly enhance your flexibility and efficiency in handling data with this new feature.

## Restart Workflows

In Comidor v6.4, the ability to **restart workflows in sequential applications** has been added. This feature enhances workflow management by providing a simple and efficient way to restart workflows from the beginning.



## Error Log

The new Comidor v6.4. comes with a new feature that allows admin users to view the error log of a process when the process creator is a robot user. This enhancement provides administrators with the capability to access detailed error logs and troubleshoot issues related to workflows, ensuring that administrators can effectively monitor and resolve issues within the system.

## PEOPLE MANAGEMENT IMPROVEMENTS

Recent enhancements in [Comidor's People Management capabilities](#) include the addition of new fields in the Leads, Personnel, and Accounts tables, allowing for more detailed and customized data entry and tracking. In the Opportunities table specific columns are hidden, providing users with a cleaner and more focused view of relevant data. Additionally, the entitlements and the absences tabs inside Personnel now include a filter for the year, enabling more precise tracking and management over different periods.

### User/Personnel Creation

In this new version, a new feature has been introduced that allows administrators to **prevent the automatic creation of personnel records when a new user is created**.

If no existing personnel is chosen when creating a user, a new personnel record will be created.

If left empty, no personnel record will be created.

Create new record in:Users

Admin Fields

Existing Personnel

Anna Pitt

×

First Name\*

Search...

Alexandra Birnie

Isaac Skinner

Jonathan Spielen

James Smith

Julia van der Vaals

Maria Panadopoulos

Last Name\*

Type of user

Title

Username\*

### New Absence Type

In the absence request form, a new type of absence has been added: **maternity and paternity entitlements**. This addition ensures that users can accurately request and track their leave for maternity or paternity purposes, enhancing the comprehensiveness of the leave management system.

# Absence Request

A new feature has been introduced that allows managers to **create absence requests on behalf of employees who do not have user accounts within the system**. This enhancement streamlines absence management by enabling managers to handle leave requests for all employees, regardless of their system access.

Create new record in: Absence Management

Save

Save and New

Cancel

Basic Info

Title\*

Type\*

Vacation

Personnel\*

Alexandra Birnie

Scheduling

Search...

Admin Poweruser

Alexandra Birnie

Anna Pitt

Charlie Marr

David Wittnome

Eric Bron

Vacation days

60.0

Year End

Approved

Balance Current

Balance Year End

Sickness days

25.0

0.0

0.0

25.0

0.0

Overtime hours

0.0

0.0

0.0

0.0

0.0

Start\*

24/07/2024

Specify time

End\*

24/07/2024

Calculated duration

1.00

working days

8.00

hours

## Absence Request Approval for Subordinates

Another feature of the Comidor v6.4 related to Absence Management allows resource managers to **receive notifications and approve absence requests for their subordinates**. This enhancement ensures efficient and prompt absence management with appropriate oversight.

# TASK MANAGEMENT IMPROVEMENTS

## Cost Auto-calculation

Comidor has introduced a new feature aimed at automating cost calculations for task completion. This enhancement streamlines financial tracking and management by automatically calculating costs based on configured personnel information, including job positions and associated costs.


## Notification upon Task Completion

In Comidor new v6.4. version, a new feature has been introduced that enables the assigner to **receive system notifications when a task is completed or modified**. This enhancement ensures that those who assign tasks stay informed about the status and changes of the tasks they manage.

## OTHER IMPROVEMENTS

In Comidor, a new role—Data Admin—has been introduced to enhance data visibility and management. This role is designed to allow users with Data Admin permissions to **view all data across the system**, irrespective of individual access rights or restrictions.

Thomas Monson



Relations

Roles

Groups

Emails

5

Summary

Contact Details

Admin Fields

System Administrator?

☒ i

Data Manager?

☒ i

Developer?

☐

Security level

Public





# Get in touch with us!

## Customer Success Team

---



+44 (0)20 3397 8057



[customer.success@comidor.com](mailto:customer.success@comidor.com)



[www.comidor.com](http://www.comidor.com)

## Or connect with us.



/comidor-ltd



/Comidor



@ComidorCloud



Comidor Cloud



/Comidor